

KVR 5025 EC 30

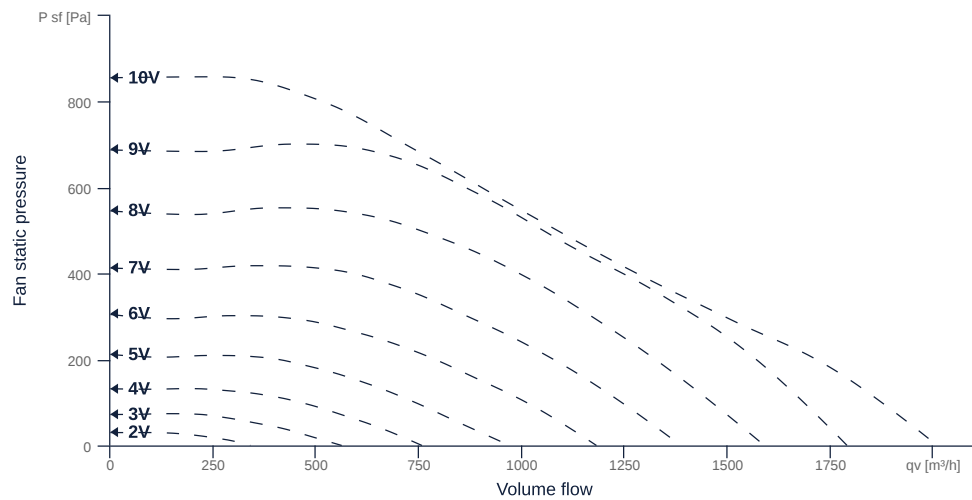
131345

- Backward curved radial impeller
- Removable fan unit
- Housing made of galvanized sheet steel
- High efficiency EC motor, steplessly controllable
- Conveyed medium temperature up to 55 °C in continuous operation



MAP

Name	Value	Unit
Volume flow	0	m³/h
Pressure	0	Pa



to the product detail page

KVR 5025 EC 30

131345

ruck

GENERAL DATA

Name	Value	Unit	Formula symbol
Labeling	CE, UKCA		
Duct size	500x250		WxH _{duct}
Pipe connection size (DN)	-		DN
Rated voltage (entire device)	230	V	U _{rated}
Phases (entire device)	1~		phase
Electrical protection (entire device)	6 A		fuse
Housing material	Galvanized steel		mat _{casing}
Impeller material	Galvanized steel		mat _{impeller}
IP-protection class (entire device)	IPX4		IP _{compl}
IP-Protection class (terminal box)	IP44		IP _{ebox}
Weight	13.39	kg	m
Nominal air flow rate, nominal point m ³ /h	824.4	m ³ /h	q _{v,nom}
Nominal external pressure, static	394.5	Pa	p _{s,nom}
Fan type	Radial		Fan _{type}
Category / Installation situation	A		cat

ERP DATA (LOT 6)

Name	Value	Unit	Formula symbol
Nominal air flow rate, nominal point m ³ /s	0.23	m ³ /s	q _{v,nom}
Actual electrical input power, nominal point	0.16	kW	P _{e,nom}
Face velocity, nominal point	1.8	m/s	v _{nom}
Nominal external pressure, static	394.5	Pa	p _{s,nom}
supply air fan static efficiency, nominal point	58.7	%	η _{es,SUP}
Enclosure sound level, nominal point	79	dB(A)	L _{WA2}
Rating	Product is compliant 2018		



to the product detail page

KVR 5025 EC 30

131345

ruck

MAXIMAL DATA

Name	Value		Unit	Formula symbol
	50 Hz	60 Hz		
Max. power consumption (device)	268	268	W	P _{ed, max}
Max. operating current (device)	1.9	1.9	A	I _{ed, max}
Max. speed	2930	2930	1/min	n _{max}
Max. stat. efficiency	54.2	54.2	%	η _{es}
Max. fan efficiency	54.6	54.6	%	η _e
Max. flowrate	2010	2010	m ³ /h	Q _{v, max}
Max. stat pressure	860	860	Pa	p _{st, max}
Max. medium temperature	55	55	°C	T _{m, max}
Max. environment temperature	55	55	°C	T _{amb, max}
Min. environment temperature	-30	-30	°C	T _{amb, min}

MOTOR DATA

Name	Value		Unit	Formula symbol
	50 Hz	60 Hz		
Rated frequency (device)		50		f
Motor type		EC		phase
Control type		stepless-controlled		ctrltype
Installation type		ORM (Out)		install
Rotation direction		right		rotation
Isolation class		ISO F		ISOclass
Motor-protection		TEC		protectmotor
Protection class		IP30		IPmotor
Is pole-changeable		No		polexch
Type of power supply		AC 1~		pwrsupmotor
Rated voltage	230	230	V	U _{rated, f1}
Rated current	1.74	1.74	A	I _{rated, f1}
Shaft power	272	272	W	P _{out, f1}
Speed	2547	2547	1/min	n _{f1}
Efficiency	52		%	η _{m, f1}
Min. temperature		-30	°C	T _{motor, min}
Cos Phi	0.000000	0.680000		cos φ
UL-Certification motor		None		ULcert

SMOKE EXTRACT DATA

Name	Value	Unit	Formula symbol
Fire resistance class	None		Fclass

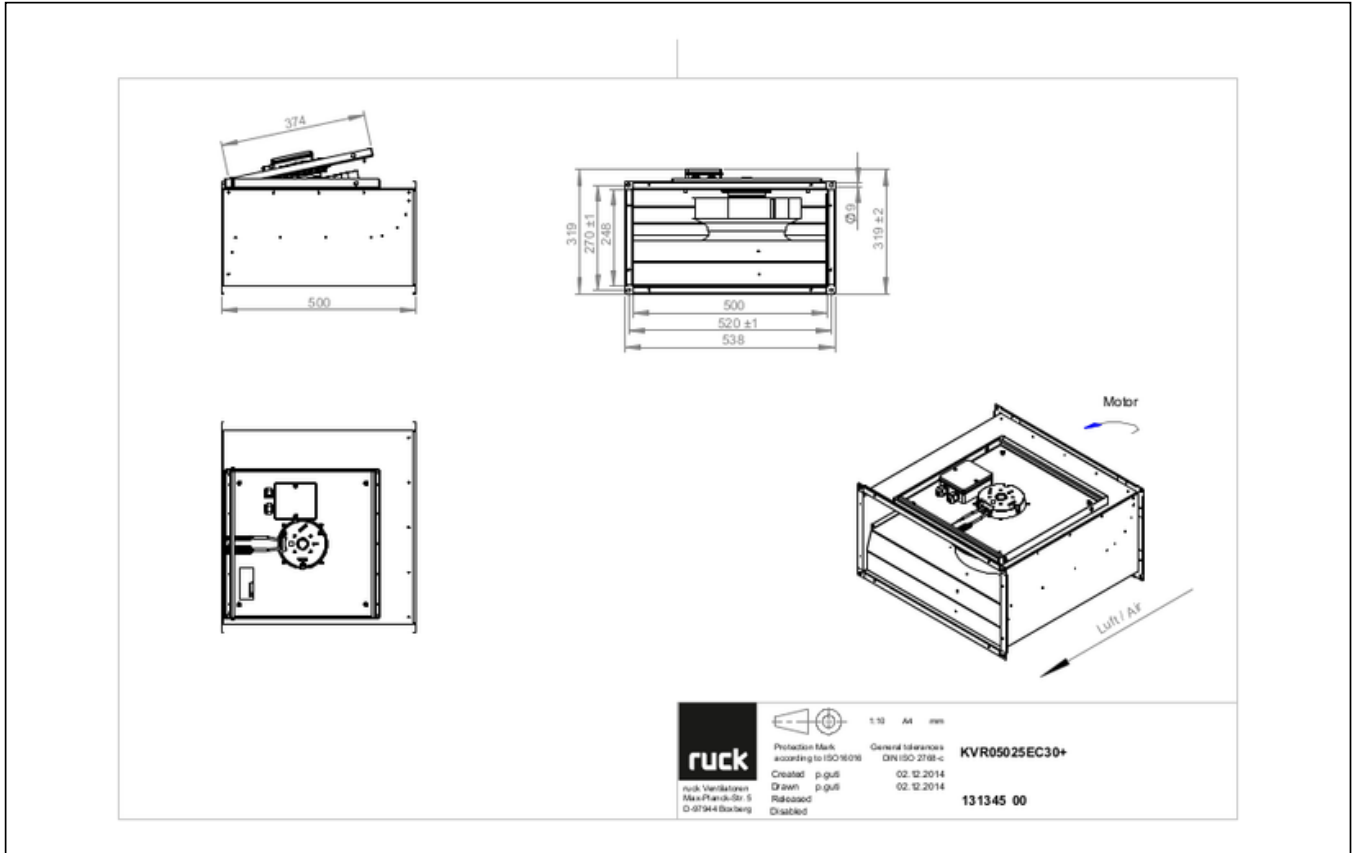


to the product detail page

KVR 5025 EC 30

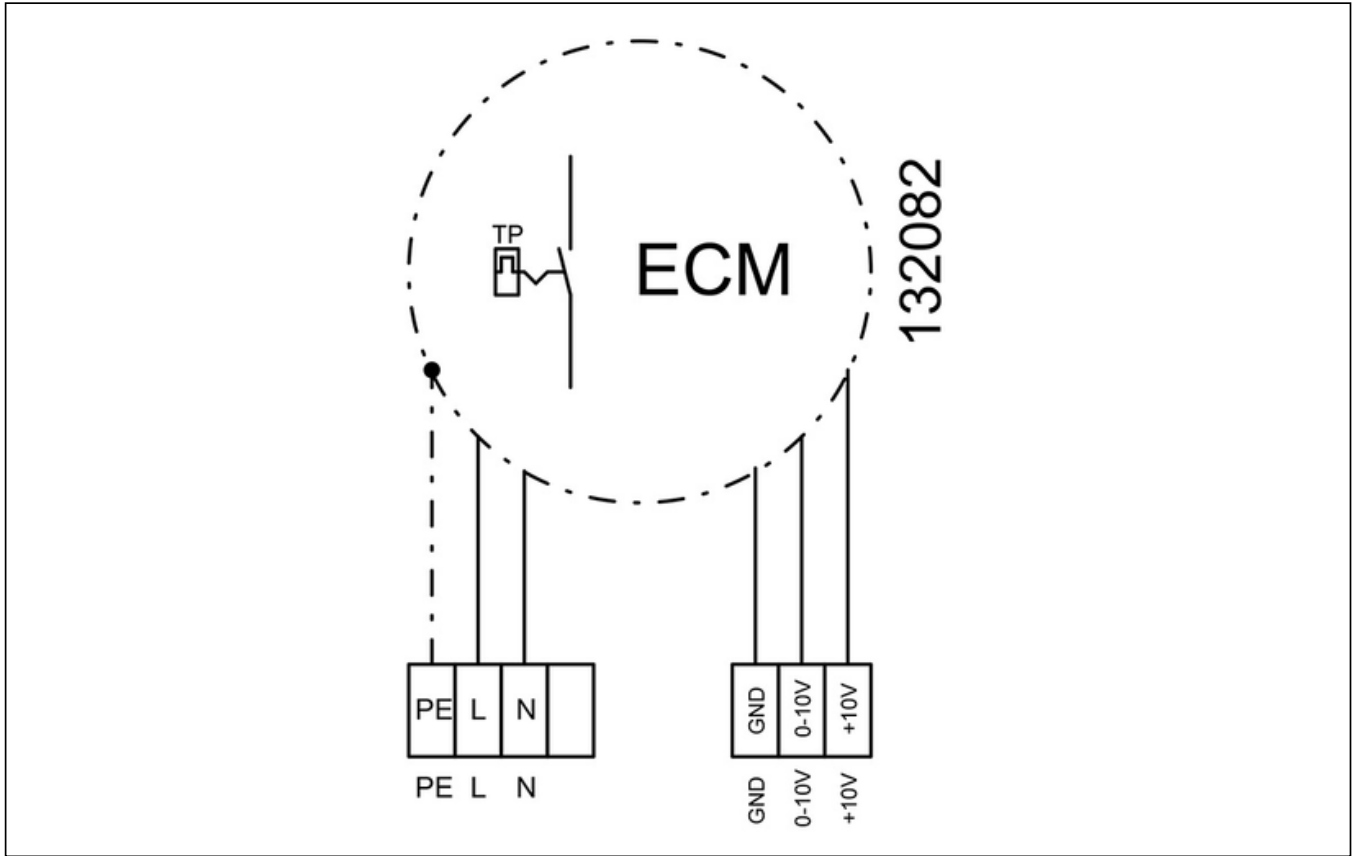
131345

CIRCUIT DIAGRAMS / DIMENSIONAL DRAWINGS



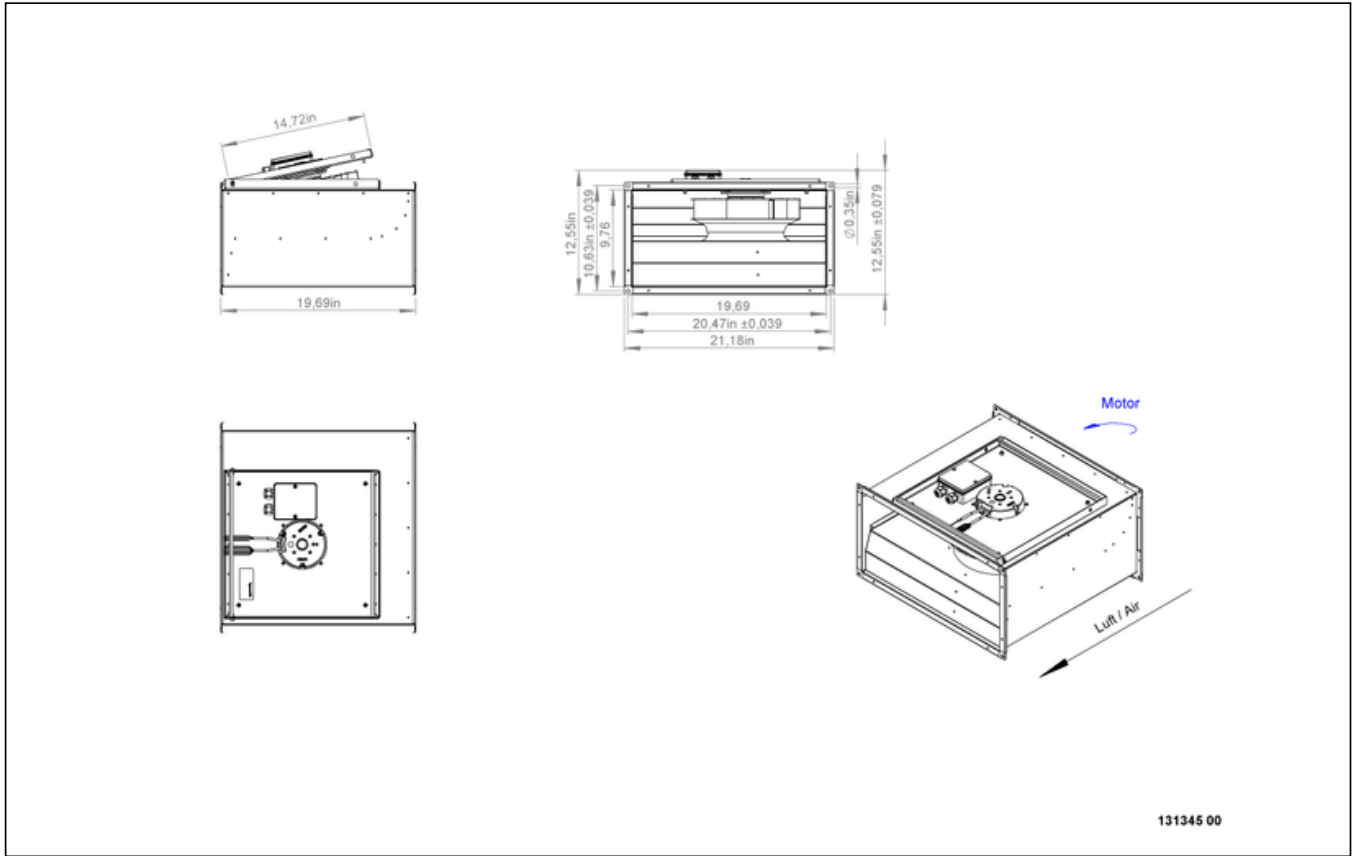
KVR 5025 EC 30

131345



KVR 5025 EC 30

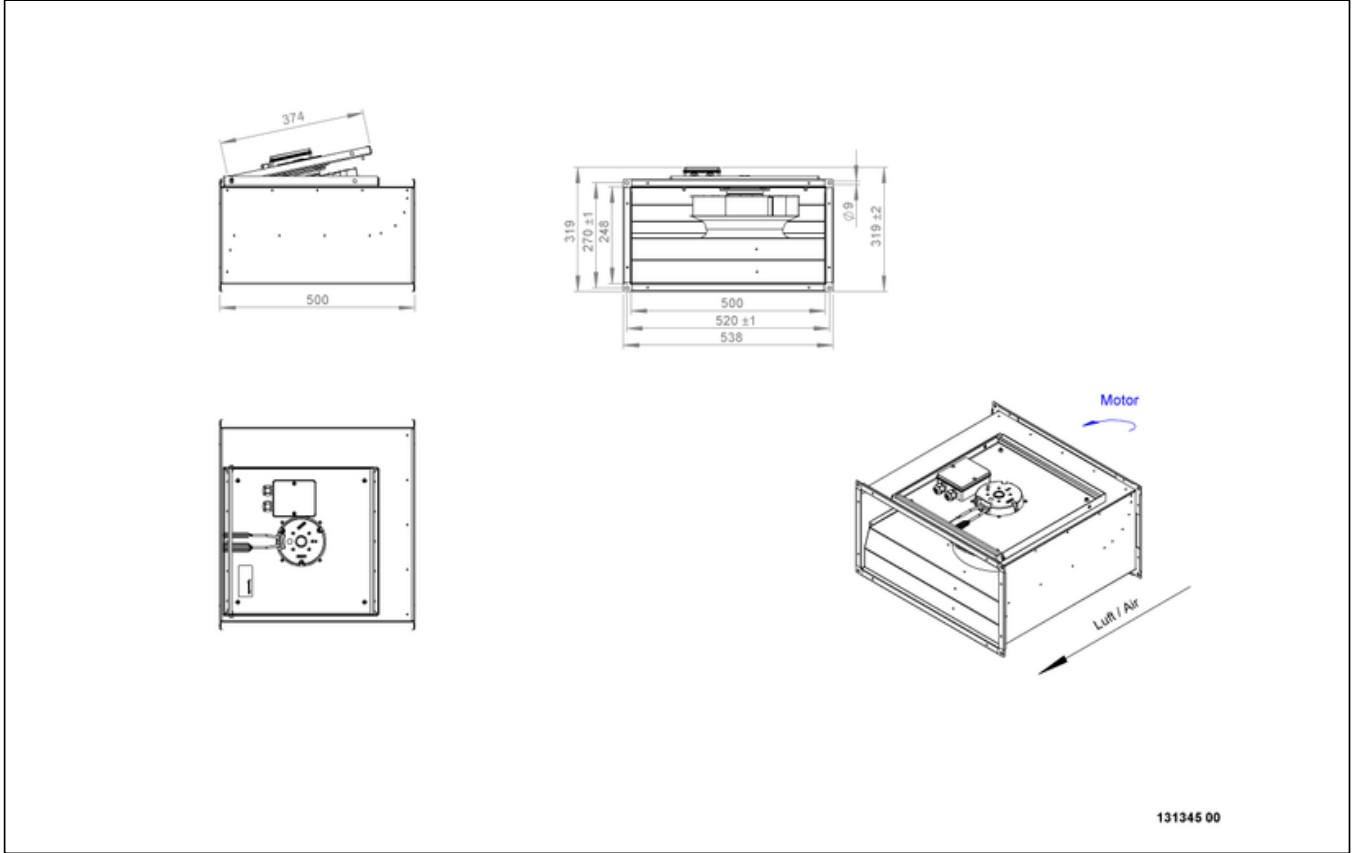
131345



to the product detail page

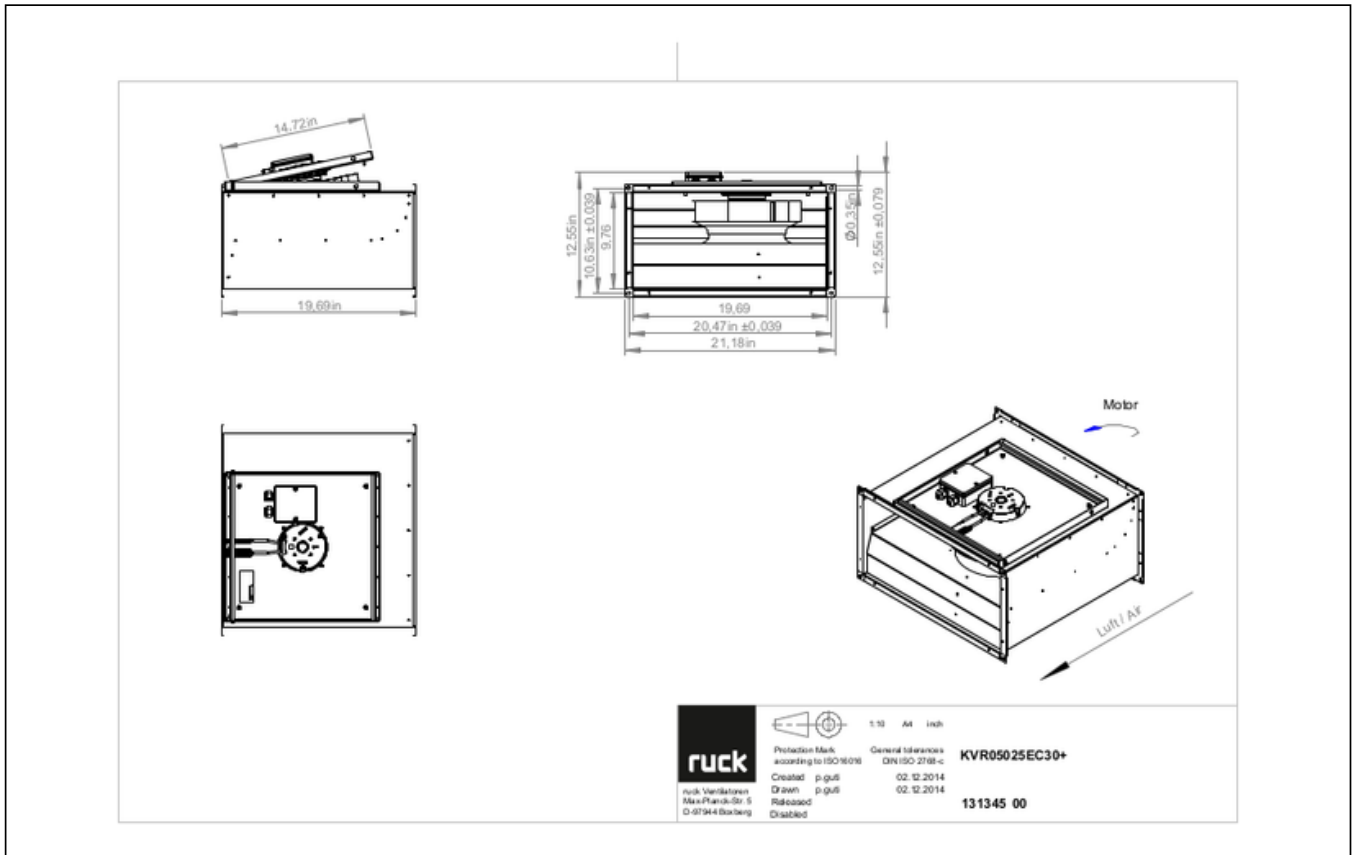
KVR 5025 EC 30

131345



KVR 5025 EC 30

131345



MECHANICAL ACCESSORIES

VS 5025 | 102804



- Duct connector, flexible
- Standard profile flange P20
- Galvanized steel sheet, plastic band (PVC)
- Temperature resistant up to 70 °C

VKK 5025 | 103894



- Automatic shutter
- Plastic, weather resistant
- Temperature resistant up to 70 °C



to the product detail page

KVR 5025 EC 30

131345

ELECTRICAL ACCESSORIES

GS 03 | 107633



- Device switch
- $U_{max} = 400\text{ V}$, $I_{max} = 25\text{ A}$
- Switching capacity $400\text{ V } 3\text{-} = 5,5\text{ kW}$
- Protection class IP 55

CON P1000 | 115259



- Constant pressure control
- Actual value display possible via optional control unit
- Output 0-10 V DC + FC enable + setpoint reached
- Pressure setting by means of decade switch

MTP 20 | 128146



- Potentiometer 10 k Ω
- Switching contact 1A/250V AC - 2,5A/12V DC
- Max. ambient temperature 50 °C
- VDE

MTP 30 | 143289



- Stepped potentiometer 10 k Ω
- Step 1 + 2 settable 10 % - 100 % Vdc
- Step 3 100 % Vdc
- Supply voltage +10 Vdc

MTP 40 | 147359



- Potentiometer 10 k Ω
- Connection in terminal box
- Max. ambient temperature 50 °C
- PU: 20 pieces

MTP 50 | 153133



- Potentiometer with multifunction output
- 230 VAC $\pm 10\%$ / 50-60 Hz
- Selectable output: 1-10 VDC / 2-20 mA / 10-100 % PWM
- Min. and max. output value adjustable



to the product detail page