

# KVR 04020EC-32

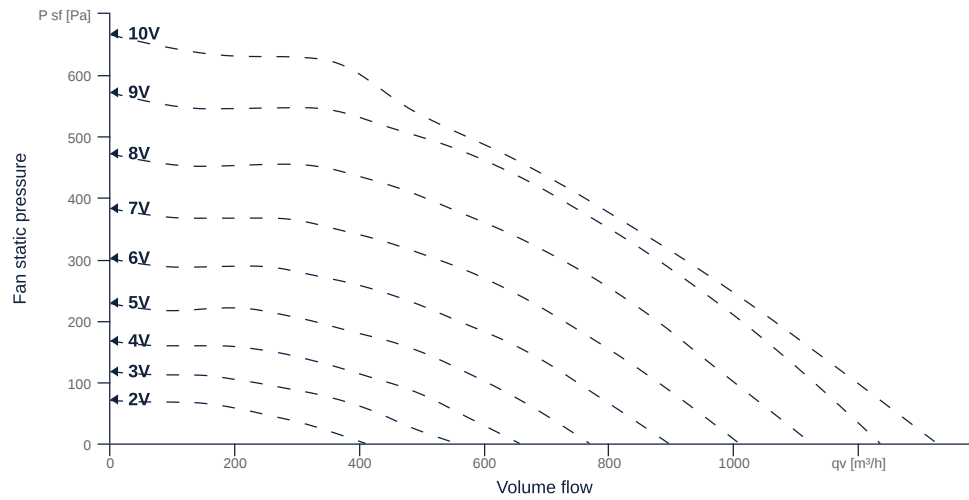
158350

- Backward curved radial impeller
- Removable fan unit
- Housing made of galvanized sheet steel
- Robust single phase AC motor, steplessly controllable
- Conveyed medium temperature up to 50 °C in continuous operation



## MAP

Name	Value	Unit
Volume flow	0	m³/h
Pressure	0	Pa



to the product detail page

## GENERAL DATA

Name	Value	Unit	Formula symbol
Labeling	CE, UKCA		
Duct size	400x200		WxH <sub>duct</sub>
Pipe connection size (DN)	-		DN
Rated voltage (entire device)	230	V	U <sub>rated</sub>
Phases (entire device)	1~		phase
Electrical protection (entire device)	6 A		fuse
Housing material	Galvanized steel		mat <sub>casing</sub>
Impeller material	Plastic		mat <sub>impeller</sub>
Weight	9.1	kg	m
Nominal air flow rate, nominal point m <sup>3</sup> /h	536.4	m <sup>3</sup> /h	q <sub>v,nom</sub>
Nominal external pressure, static	294.4	Pa	p <sub>s,nom</sub>
Fan type	Radial		Fan <sub>type</sub>
Category / Installation situation	B		cat

## ERP DATA (LOT 6)

Name	Value	Unit	Formula symbol
Nominal air flow rate, nominal point m <sup>3</sup> /s	0.15	m <sup>3</sup> /s	q <sub>v,nom</sub>
Actual electrical input power, nominal point	0.09	kW	P <sub>e,nom</sub>
Face velocity, nominal point	1.9	m/s	v <sub>nom</sub>
Nominal external pressure, static	294.4	Pa	p <sub>s,nom</sub>
supply air fan static efficiency, nominal point	55	%	η <sub>es,SUP</sub>
Highest external air leakage rate	0.27	%	
Enclosure sound level, nominal point	74	dB(A)	L <sub>WA2</sub>
Rating	Product is compliant 2018		

## MAXIMAL DATA

Name	Value		Unit	Formula symbol
	50 Hz	60 Hz		
Max. power consumption (device)	169	169	W	P <sub>ed,max</sub>
Max. operating current (device)	1.41	1.41	A	I <sub>ed,max</sub>
Max. speed	2795	2795	1/min	n <sub>max</sub>
Max. stat. efficiency	48.4	48.4	%	η <sub>es</sub>
Max. fan efficiency	48.7	48.7	%	η <sub>e</sub>
Max. flowrate	1325	1325	m <sup>3</sup> /h	q <sub>v,max</sub>
Max. stat pressure	670	670	Pa	p <sub>st,max</sub>
Max. medium temperature	50	50	°C	T <sub>m,max</sub>
Max. environment temperature	50	50	°C	T <sub>amb,max</sub>
Min. environment temperature	-30	-30	°C	T <sub>amb,min</sub>



to the product detail page

# KVR 04020EC-32

158350

**ruck**

## MOTOR DATA

Name	Value		Unit	Formula symbol
	50 Hz	60 Hz		
Rated frequency (device)		50		f
Motor type		EC		phase
Control type		stepless-controlled		ctrltype
Installation type		ORM (Out)		install
Rotation direction		right		rotation
Isolation class		ISO F		ISOclass
Motor-protection		TEC		protectmotor
Protection class		IP54		IPmotor
Is pole-changeable		No		polexch
Type of power supply		AC 1~		pwsupmotor
Rated voltage	230		V	U <sub>rated, f1</sub>
Rated current	1.2		A	I <sub>rated, f1</sub>
Shaft power	165		W	P <sub>out, f1</sub>
Speed	2600		1/min	n <sub>f1</sub>
Efficiency	46.9		%	η <sub>m, f1</sub>
Min. temperature	-30		°C	T <sub>motor, min</sub>
Cos Phi	0.600000	0.000000		cos φ
UL-Certification motor		None		ULcert

## SMOKE EXTRACT DATA

Name	Value	Unit	Formula symbol
Fire resistance class	None		Fclass

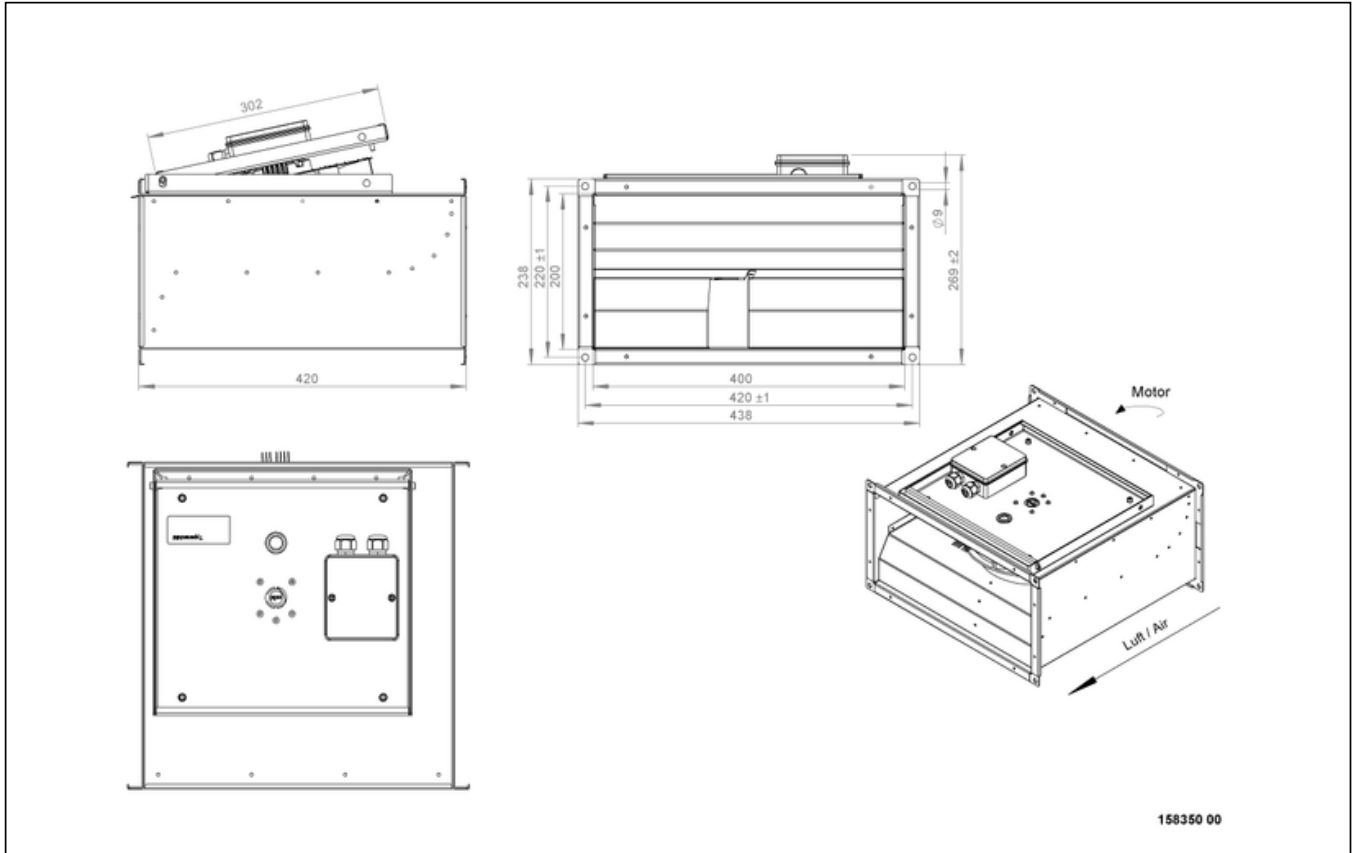


to the product detail page

# KVR 04020EC-32

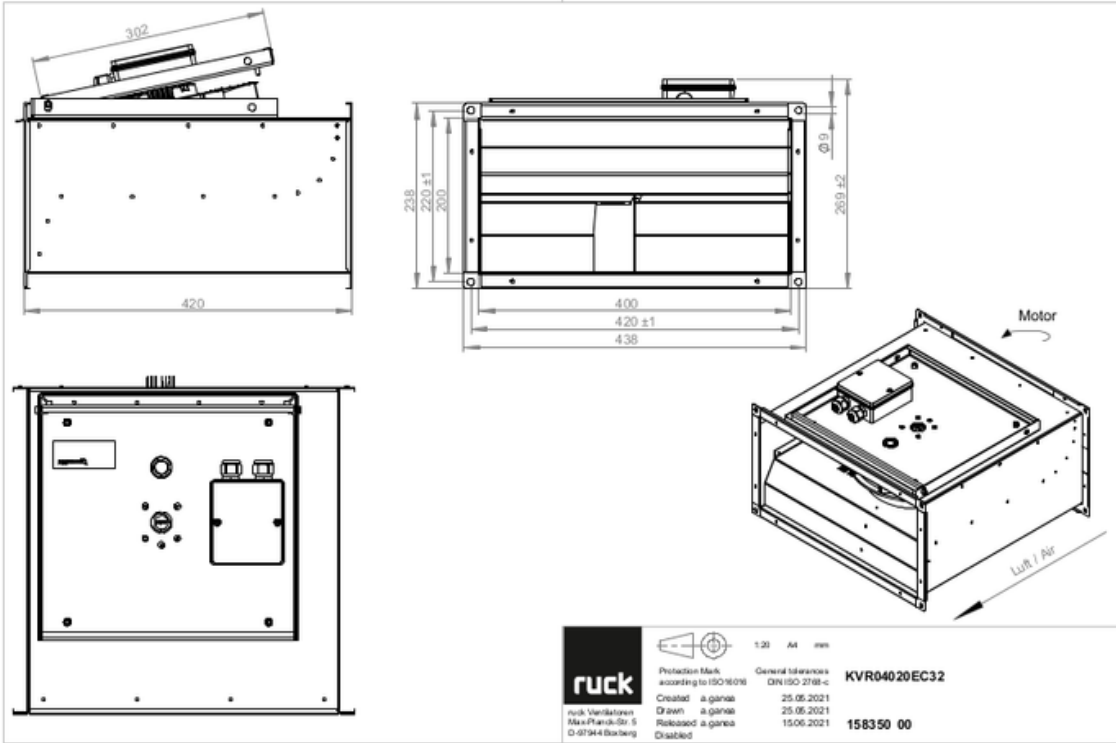
158350

## CIRCUIT DIAGRAMS / DIMENSIONAL DRAWINGS



# KVR 04020EC-32

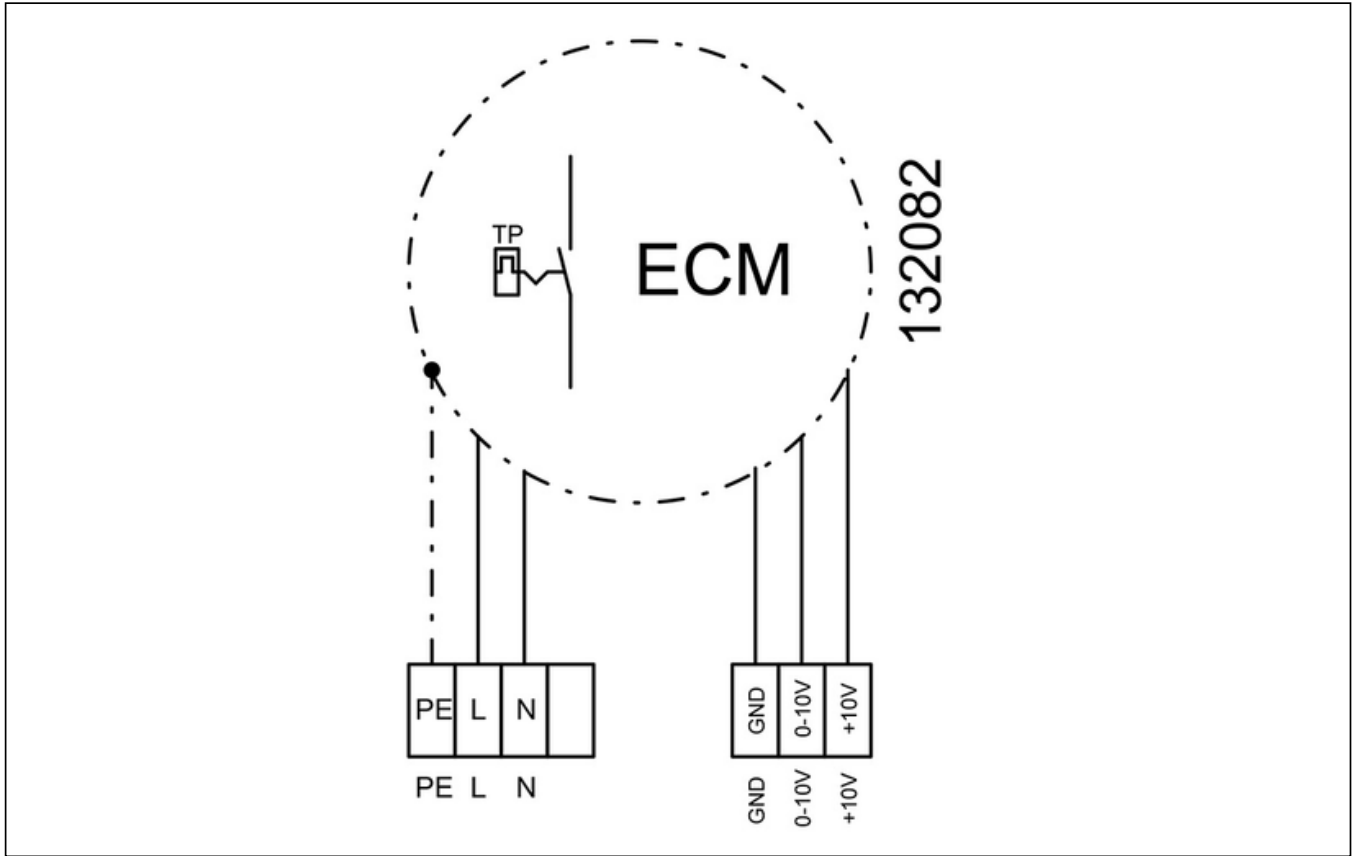
158350



to the product detail page

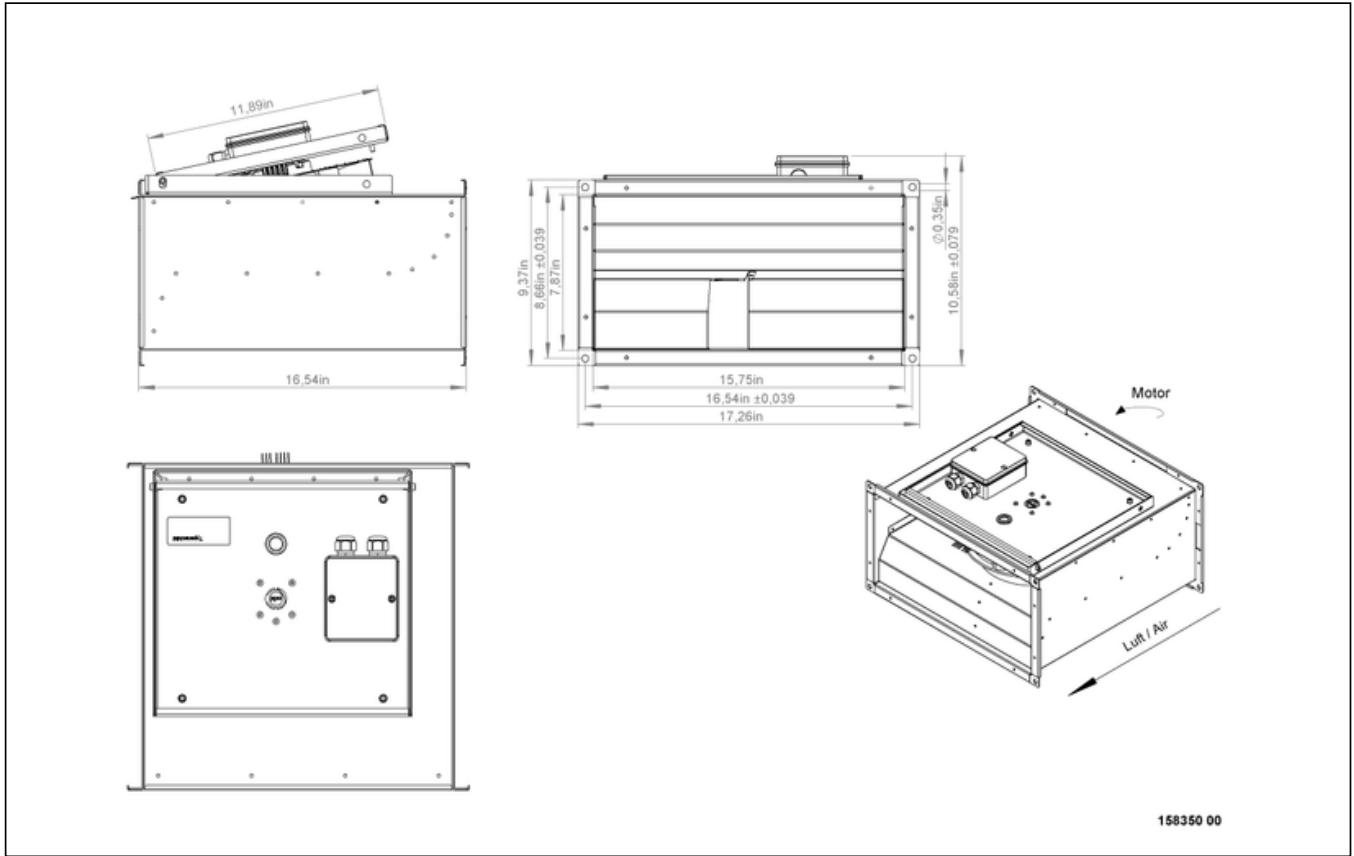
# KVR 04020EC-32

158350



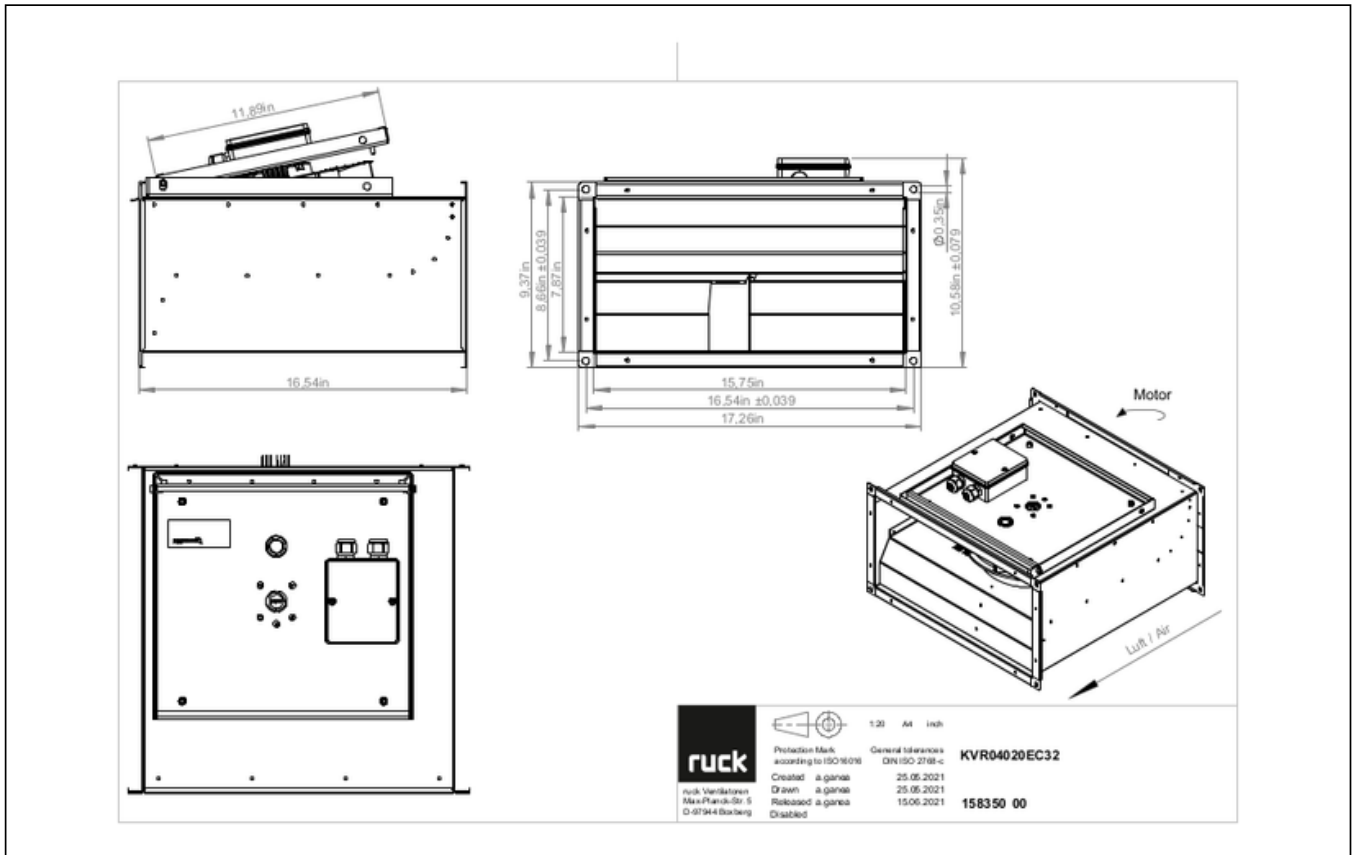
# KVR 04020EC-32

158350



# KVR 04020EC-32

158350



## MECHANICAL ACCESSORIES

VS 4020 | 102802



- Duct connector, flexible
- Standard profile flange P20
- Galvanized steel sheet, plastic band (PVC)
- Temperature resistant up to 70 °C

VKK 4020 | 103896



- Automatic shutter
- Plastic, weather resistant
- Temperature resistant up to 70 °C



to the product detail page



# KVR 04020EC-32

158350

## ELECTRICAL ACCESSORIES

**GS 03 | 107633**



- Device switch
- $U_{max} = 400\text{ V}$ ,  $I_{max} = 25\text{ A}$
- Switching capacity  $400\text{ V } 3\text{-} = 5,5\text{ kW}$
- Protection class IP 55

**CON P1000 | 115259**



- Constant pressure control
- Actual value display possible via optional control unit
- Output 0-10 V DC + FC enable + setpoint reached
- Pressure setting by means of decade switch

**MTP 20 | 128146**



- Potentiometer 10 k $\Omega$
- Switching contact 1A/250V AC - 2,5A/12V DC
- Max. ambient temperature 50 °C
- VDE

**MTP 30 | 143289**



- Stepped potentiometer 10 k $\Omega$
- Step 1 + 2 settable 10 % - 100 % Vdc
- Step 3 100 % Vdc
- Supply voltage +10 Vdc

**MTP 40 | 147359**



- Potentiometer 10 k $\Omega$
- Connection in terminal box
- Max. ambient temperature 50 °C
- PU: 20 pieces

**MTP 50 | 153133**



- Potentiometer with multifunction output
- 230 VAC  $\pm 10\%$  / 50-60 Hz
- Selectable output: 1-10 VDC / 2-20 mA / 10-100 % PWM
- Min. and max. output value adjustable



to the product detail page