

KVR 4020 E2 30

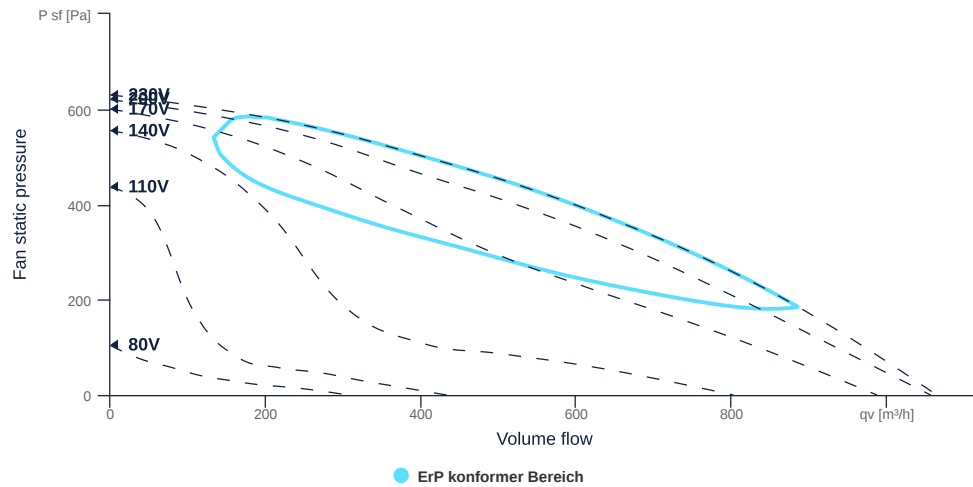
145647

- Backward curved radial impeller
- Removable fan unit
- Housing made of galvanized sheet steel
- Robust single phase AC motor, steplessly controllable
- Conveyed medium temperature up to 45 °C in continuous operation



MAP

Name	Value	Unit
Volume flow	0	m³/h
Pressure	0	Pa



to the product detail page

KVR 4020 E2 30

145647

ruck

GENERAL DATA

Name	Value	Unit	Formula symbol
Certifications	CE, UKCA		
Duct size	400x200		WxH _{duct}
Pipe connection size (DN)	-		DN
Rated voltage (entire device)	230	V	U _{rated}
Phases (entire device)	1~		phase
Electrical protection (entire device)	6 A		fuse
Housing material	Galvanized steel		mat _{casing}
Impeller material	Plastic		mat _{impeller}
IP-protection class (entire device)	IPX4		IP _{compl}
IP-Protection class (terminal box)	IP44		IP _{ebox}
Weight	10	kg	m
Nominal air flow rate, nominal point m ³ /h	856.8	m ³ /h	q _{v,nom}
Nominal external pressure, static	200	Pa	p _{s,nom}
Fan type	Radial		Fan _{type}
Category / Installation situation	A		cat

ERP DATA (LOT 6)

Name	Value	Unit	Formula symbol
Nominal air flow rate, nominal point m ³ /s	0.24	m ³ /s	q _{v,nom}
Actual electrical input power, nominal point	0.15	kW	P _{e,nom}
Face velocity, nominal point	3	m/s	v _{nom}
Nominal external pressure, static	200	Pa	p _{s,nom}
supply air fan static efficiency, nominal point	44.4	%	η _{es,SUP}
Highest external air leakage rate	0.19	%	
Enclosure sound level, nominal point	71	dB(A)	L _{WA2}
Rating	Product is compliant 2018		



to the product detail page

KVR 4020 E2 30

145647

ruck

MAXIMAL DATA

Name	Value		Unit	Formula symbol
	50 Hz	60 Hz		
Max. power consumption (device)	158	234	W	P _{ed, max}
Max. operating current (device)	0.9	1.1	A	I _{ed, max}
Max. speed	2890	3400	1/min	n _{max}
Max. stat. efficiency	39.9	35	%	η _{es}
Max. fan efficiency	40.1	35.1	%	η _e
Max. flowrate	1060	1205	m ³ /h	Q _{v, max}
Max. stat pressure	620	860	Pa	p _{st, max}
Max. medium temperature	45	55	°C	T _{m, max}
Max. environment temperature	45	55	°C	T _{amb, max}
Min. environment temperature	-25	-25	°C	T _{amb, min}
Min. voltage	80	80	V	U _{min}

MOTOR DATA

Name	Value		Unit	Formula symbol
	50 Hz	60 Hz		
Rated frequency (device)		50		f
Motor type		AC 1~		phase
Control type		stepless-controlled		ctrltype
Installation type		ORM (Out)		install
Rotation direction		right		rotation
Isolation class		ISO F		ISOclass
Motor-protection		TMI		protectmotor
Protection class		IP33		IP _{motor}
Is pole-changeable		No		polexch
Type of power supply		AC 1~		pwr _{sup} motor
Capacity capacitor		5	μF	C _{cond}
Voltage capacitor		400	V	VU _{cond}
Number of poles (1)		2.000000		num poles _{w1}
Rated voltage	230		V	U _{rated, f1}
Rated current	0.7		A	I _{rated, f1}
Speed	2685		1/min	n _{f1}
Min. temperature	-30		°C	T _{motor, min}
UL-Certification motor		None		ULcert

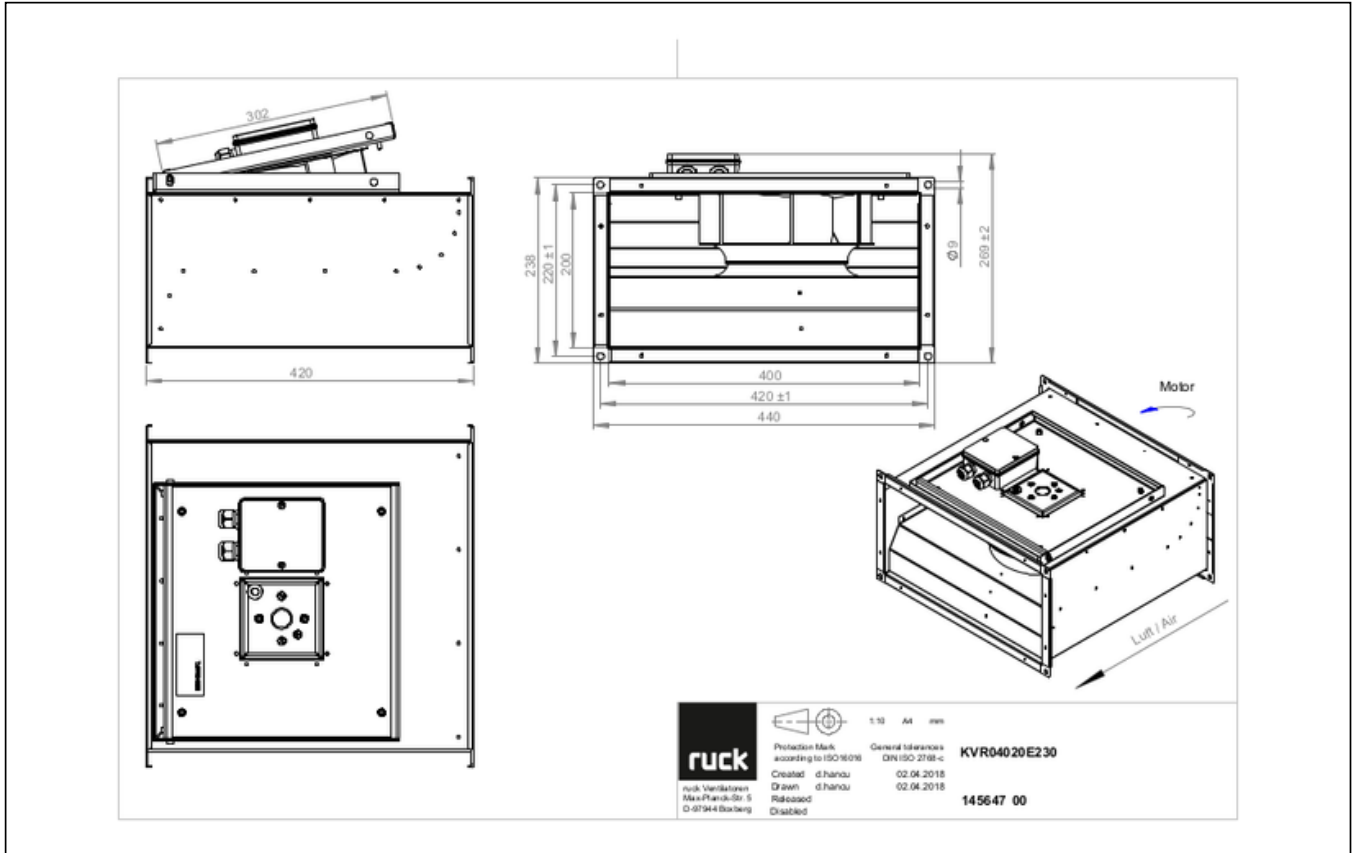


to the product detail page

KVR 4020 E2 30

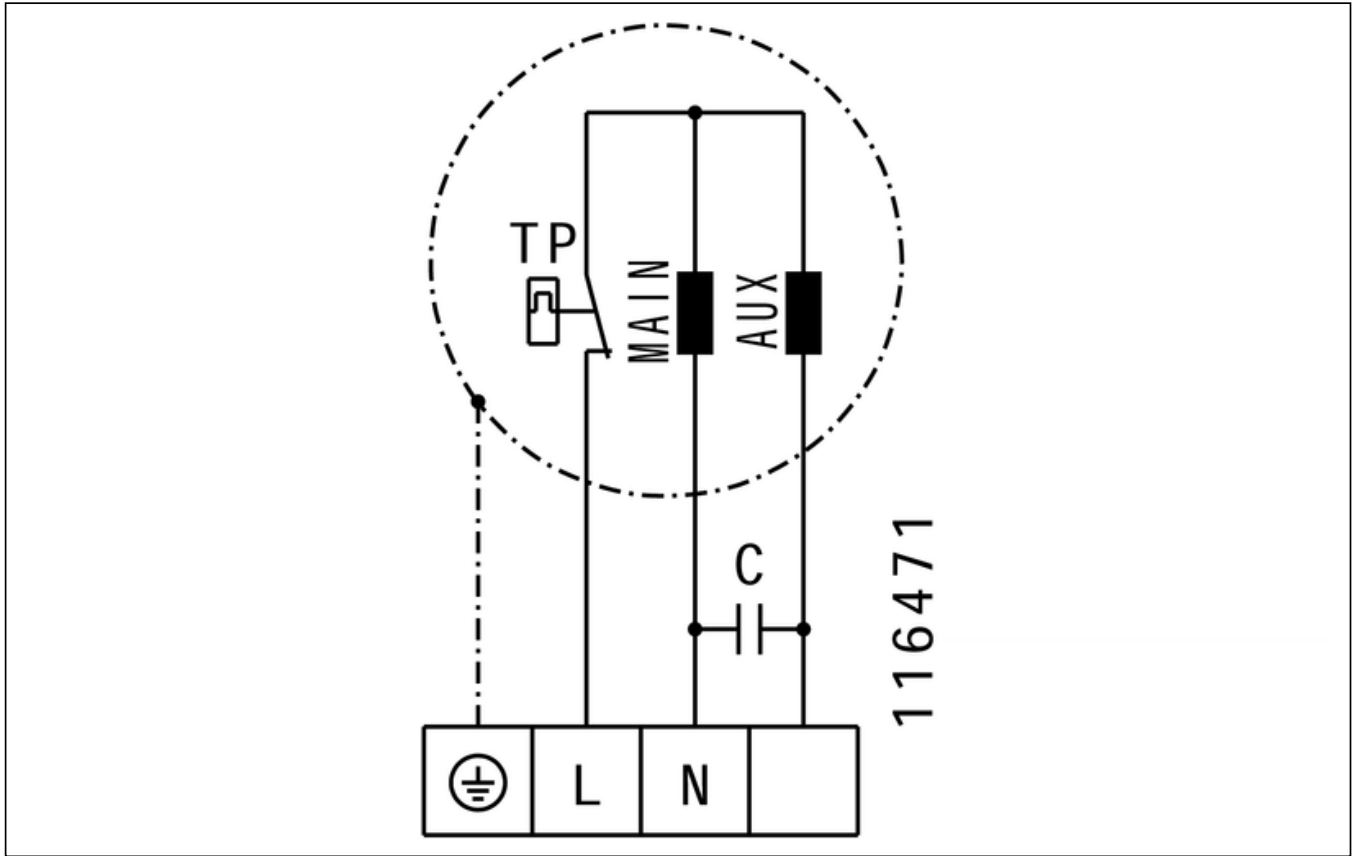
145647

CIRCUIT DIAGRAMS / DIMENSIONAL DRAWINGS



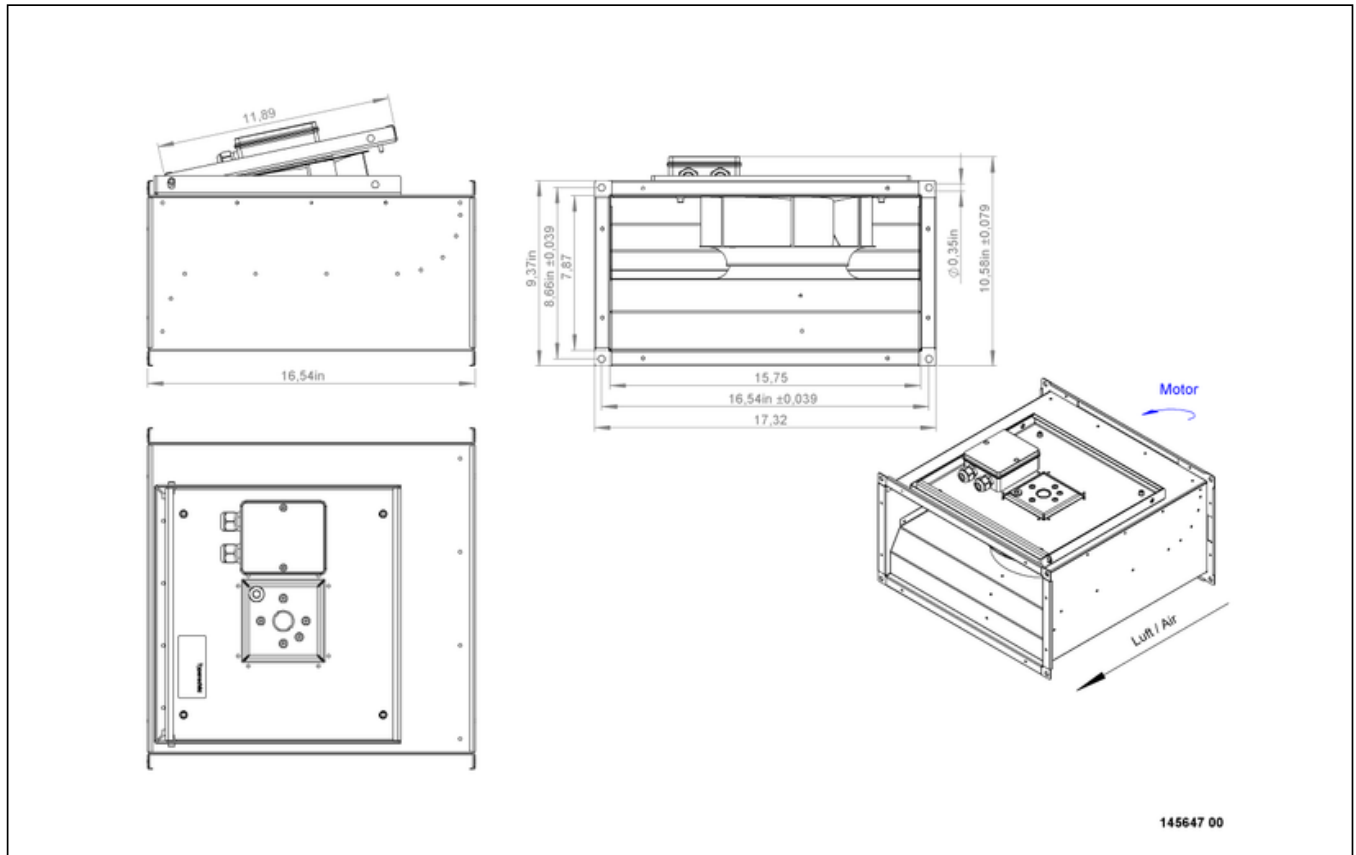
KVR 4020 E2 30

145647



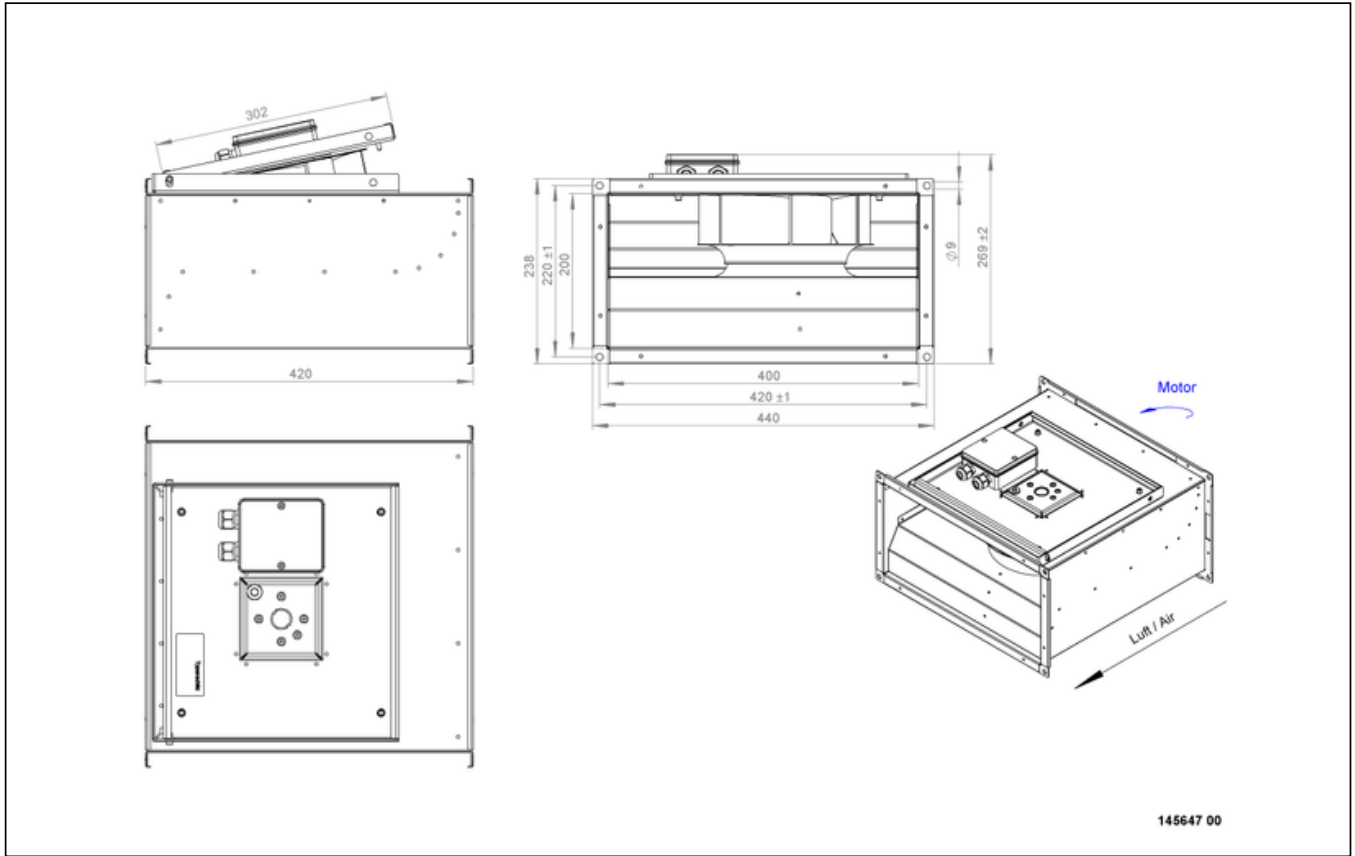
KVR 4020 E2 30

145647



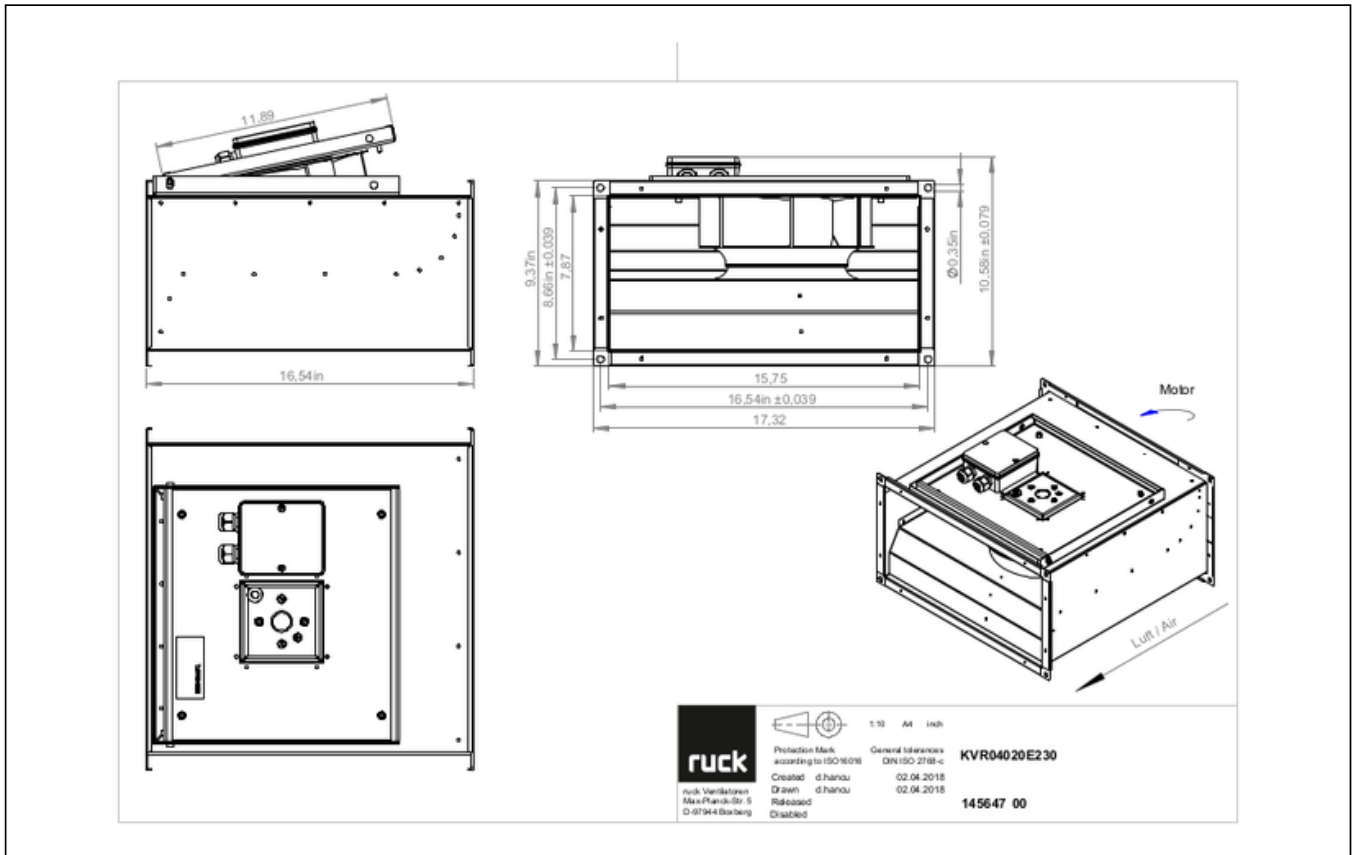
KVR 4020 E2 30

145647



KVR 4020 E2 30

145647



MECHANICAL ACCESSORIES

VS 4020 | 102802



- Duct connector, flexible
- Standard profile flange P20
- Galvanized steel sheet, plastic band (PVC)
- Temperature resistant up to 70 °C

VKK 4020 | 103896



- Automatic shutter
- Plastic, weather resistant
- Temperature resistant up to 70 °C



to the product detail page

KVR 4020 E2 30

145647

ELECTRICAL ACCESSORIES

GS 01 | 102787



- Isolator switch
- U_{max} = 400 V, 50/60 Hz
- Switching capacity 400 V 3~ = 5,5 kW
- I_{max} = 16 A

MTY 1 | 103428



- Electronic controller
- Stepless
- 230 V ~, 50 Hz
- Max. ambient temperature 35 °C
- I_{max} = 1 A
- Surface and flush mounting

TES 0145 | 111858



- Step transformer
- 230 V ~, 50/60 Hz

TEE 015 | 115893



- 5-step transformer
- 230 V ~, 50/60 Hz



to the product detail page