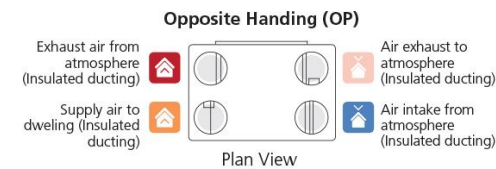
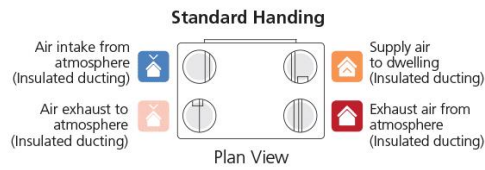


# HRXE Mechanical Ventilation with Heat Recovery (MVHR)

## Energy Efficient

- Low Specific Fan Power, down to 0.57W/(l/s)
- Heat exchange efficiency up to 90%
- Ideal size for cupboard installation
- Suitable for a floor area up to 150m<sup>2</sup>



### Ultimate performance

The HRXE range is ideal for off-site modular construction. At just 507mm high the range complies with tight space restrictions and simple access required in Residential New-build today. Providing Specific Fan Powers as low as 0.57W/(l/s) and a heat exchange efficiency up to 90%, the unit will lower Dwelling Emission Rates for a higher SAP rating.

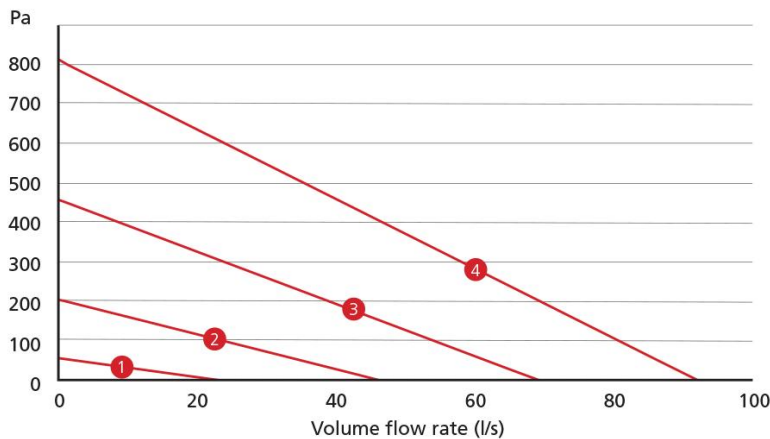
For ease of commissioning, control functions including frost protection, temperature and humidity control, and independent fan speed control are located on the front of the unit.



### HRXE PRODUCT CHARACTERISTICS DATABASE (SAP 2012)

	Specific Fan Power (W/l/s)	Heat Exchange Efficiency (%)	Energy Saving Trust Best Practice Compliant
Kitchen + 1 wet room	0.57	90%	Yes
Kitchen + 2 wet rooms	0.64	88%	Yes
Kitchen + 3 wet rooms	0.81	87%	Yes
Kitchen + 4 wet rooms	1.05	86%	Yes
Kitchen + 5 wet rooms	1.29	86%	Yes

## Performance



- 1 25% Performance
- 2 50% Performance
- 3 75% Performance
- 4 100% Performance

AVAILABLE NOW FROM  
**i-sells.co.uk**

Showroom:  
15 St John's Parade  
Sidcup High Street  
DA14 6ES

EMAIL: [sales@i-sells.co.uk](mailto:sales@i-sells.co.uk)  
SALES: 020 8463 9696  
WEB: [www.i-sells.co.uk](http://www.i-sells.co.uk)



**DOMUS**  
VENTILATION



## Sound

### BREAKOUT SOUND PERFORMANCE

Curve	Maximum power consumption (Watts)		Sound Power Levels dB re 1pW								Sound Pressure (dB(A) @ 3m)
			63	125	250	500	1000	2000	4000	8000	
1	155	Open inlet	48	52	59	55	50	46	35	27	
		Open outlet	60	67	69	69	64	64	54	46	
		Breakout	59	60	58	59	49	46	35	27	40
2	69	Open inlet	44	47	57	50	45	41	30	21	
		Open outlet	55	63	63	65	60	59	49	40	
		Breakout	56	57	53	52	44	40	28	18	34
3	19	Open inlet	39	38	48	40	35	29	16	<16	
		Open outlet	48	54	53	55	49	47	35	24	
		Breakout	43	48	44	42	34	29	<16	<16	24
4	7	Open inlet	38	31	27	23	<16	<16	<16	<16	
		Open outlet	38	34	31	31	22	<16	<16	<16	
		Breakout	37	31	24	20	<16	<16	<16	<16	<16

The maximum power consumption shown above (Watts) is consumed on units running continuously, not taking into account any heat recovery saving and based on SAP Product Characteristic Database (PCDB) testing. The breakout case-radiated dBA values are given for Hemispherical free field radiation at 3m - to obtain the Spherical radiated data, subtract 3 dBA.

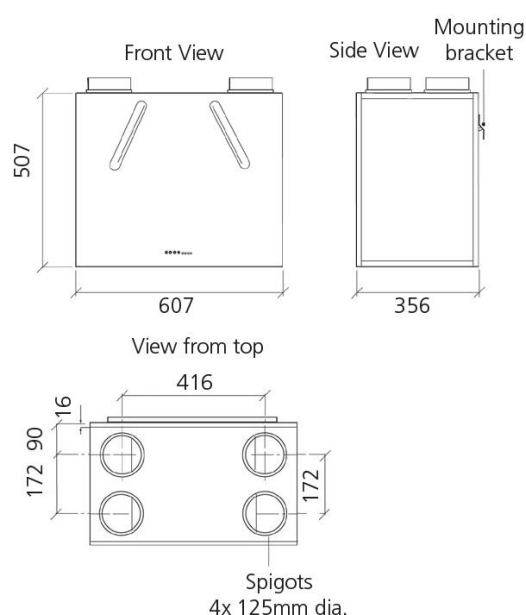


## Accessories

Code	Description
HRXE	Anti-Vibration tray suitable for all HRXE models
397	Condensate Drain Kit for all HRXE models
SPR428	Replacement filters



## Dimensional drawing (mm)




## Models available

Code	Description
HRXE	Standard unit with 100% bypass
HRXE-H	Standard unit with 100% bypass and integral humidistat
HRXE-OP	Opposite handed unit with 100% bypass
HRXE-OPH	Opposite handed unit with 100% bypass and integral humidistat



## Duct ancillaries

Specification	230V
Max Extract Volume (l/s)	91
Max Pressure (Pa)	800
Max Power (W)	155
Supply Frequency (Hz)	50
Max Sound dB(A)@3m at 100% Speed	40
Socket Size (mm)	125mm
Insulation Class	1
Weight (kg)	20
Max Operating Temperature (°C)	40

AVAILABLE NOW FROM

**i-sells.co.uk**



Showroom:  
15 St John's Parade  
Sidcup High Street  
DA14 6ES

EMAIL: sales@i-sells.co.uk  
SALES: 020 8463 9696  
WEB: www.i-sells.co.uk

**DOMUS**  
VENTILATION