RVMD

RAG

WSG

Motorised duct shutter tight RVMD[2)]
Like RVS, but can be installed horizontally and vertically in any position and with mounted spring return motor (outside of air flow). Electr. control parallel with fan; cable length 0,9 m, normally closed. Corresponds to tightness class 4 to DIN EN 1751.

Ambient temperature	−32 to +55 °C
Protection category	IP54
Voltage/Frequency	24 V AC, 50/60 Hz
	24 V DC
	230 V AC, 50/60 Hz
Power consumption	
▢ 24 VDC/AC	2.7 W
▢ 230 VAC	2.9 W
Shutter opening time, approx.	60 sec.
Wiring diagram no.	1484

Type	Ref. no.	Dimensions in mm Ø A	B	C	D	E
RVMD 225/24V	40245	225	137	79	158	31
RVMD 250/24V	40246	250	137	79	158	44
RVMD 315/24V	40247	315	137	79	158	76
RVMD 355/24V	40248	355	137	126	251	50
RVMD 400/24V	40249	400	137	126	251	72
RVMD 450/24V	40250	450	137	146	291	78
RVMD 225/230V	40251	225	137	79	158	31
RVMD 250/230V	40252	250	137	79	158	44
RVMD 315/230V	40253	315	137	79	158	76
RVMD 355/230V	40254	355	137	126	251	50
RVMD 400/230V	40255	400	137	126	251	72
RVMD 450/230V	40256	450	137	146	291	78

[2)] Types RVMD not for use in explosive atmospheres.

Rain-repellent grille RAG
Plastic design for placement on air inlet and outlet openings in facades.
- ▢ Elegant finish in light grey colour tone, corrosion-resistant and weather-resistant, prevents the ingress of rain, snow and small animals.
- ▢ Frame with fixed blades made of UV-resistant, break-resistant plastic. Set-back mesh grille made of galvanised and plastic-coated steel. Mesh width 8 mm.
- ▢ Simple (can also be surface-mounted or integrated in facade cladding) installation with dowels. Can also be placed on round duct using fitting F (accessories, see product page).

Type	Ref. no.	Dimensions in mm ▢B	C	D	E	Wgt. kg
RAG 200	00750	240	28	193	167	0.35
up to NS 180/200 mm						
RAG 250	00751	290	28	243	217	0.45
up to NS 225/250 mm						
RAG 315	00752	340	28	293	267	0.60
up to NS 280/315 mm						
RAG 355	00753	390	28	343	317	0.75
up to NS 355 mm						
RAG 400	00754	440	28	393	367	1.00
up to NS 400 mm						
RAG 450	00755	490	30	443	417	1.35
up to NS 450 mm						
RAG 500	00756	540	30	493	467	1.60
up to NS 500 mm						

Weather protection grille WSG
In square or rectangular horizontal format; for attachment on air inlet and outlet openings in facades.
- ▢ Architecturally attractive closing against rain, snow, animals and protection against contact and ingress. Can be attached on square, rectangular and round duct outlets.
- ▢ Robust design made of extruded aluminium profile, natural colour anodised.
- ▢ Installation: To be recessed into masonry or facade cladding.
- ▢ Fixed blades and set-back mesh grille made of galvanised steel wire.
  Mesh width: 16 mm.

The rectangular types
are dimensionally matched to the Helios rectangular duct fans and thus can be inserted into the cross-section of the ventilation duct.

Type	Ref. no.	Compatible with fan NS	openings mm i.L.	Dimensions in mm ▢ b	▢ B	Weight kg
WSG 200	00117	180/200	▢ 200	195	271	0.8
WSG 250	00118	225/250	▢ 250	245	321	1.0
WSG 315	00119	280/315	▢ 315	310	386	1.5
WSG 355	00120	355	▢ 355	350	426	2.0
WSG 400	00121	400	▢ 400	395	471	2.5
WSG 450	00122	450	▢ 450	445	521	3.0
WSG 500	00123	500	▢ 500	495	571	3.5
WSG 630	00124	600/630	▢ 630	625	701	4.0
WSG 710	00125	710	▢ 710	705	781	4.5

Type	Ref. no.	Compatible with rect. duct NS i.L. mm	Dimensions in mm b	B	h	H	Weight kg
WSG 30/15	00108	300 x 150	296	370	146	220	0.9
WSG 40/20	00109	400 x 200	396	470	196	270	1.2
WSG 50/25	00110	500 x 250	496	570	246	320	1.9
WSG 50/30	00111	500 x 300	496	570	296	370	2.0
WSG 60/30	00112	600 x 300	596	670	296	370	2.2
WSG 60/35	00113	600 x 350	596	670	346	420	2.4
WSG 70/40	00114	700 x 400	696	770	396	470	2.9
WSG 80/50	00115	800 x 500	796	870	496	570	4.0
WSG 100/50	00116	1000 x 500	996	1070	496	570	5.0

Dimensions RVMD

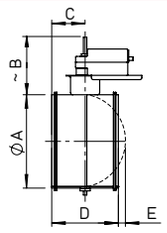

Dim. in mm – see table

Dimensions RAG

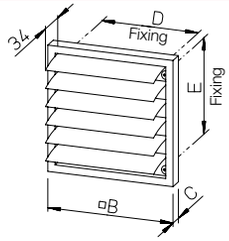

Dim. in mm – see table

Pressure loss RVMD

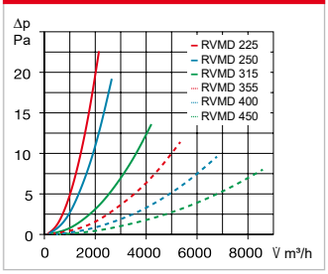

Pressure loss RAG

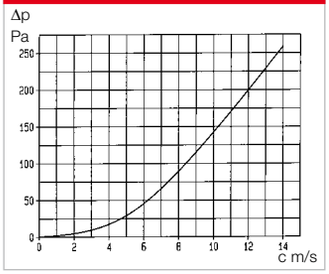

Dimensions WSG

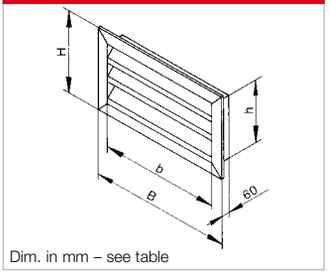

Dim. in mm – see table
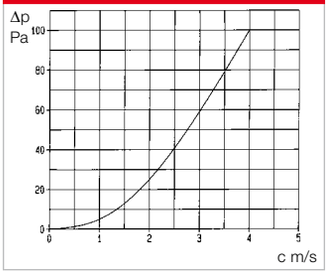
Pressure loss WSG