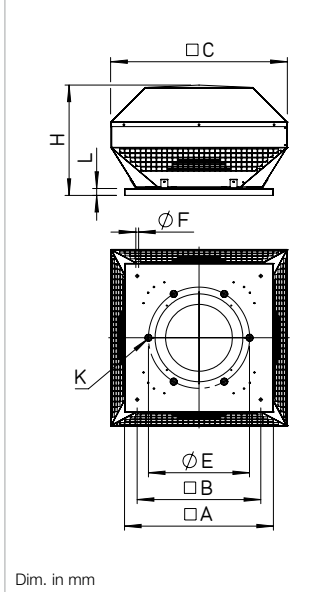


HDH

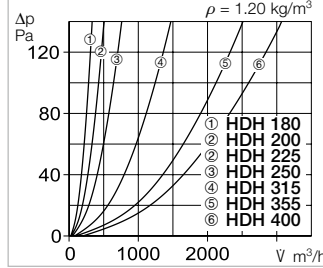


■ **Roof ventilation hoods HDH**
For covering convection vents and supply air openings in the roof. Same design as horizontal outlet roof fans RD. With regard to mechanical ventilation, the resulting flow losses must be taken into account (see diagrams). Accessories same as roof fans.

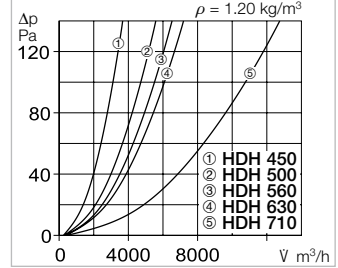
Dimensions HDH



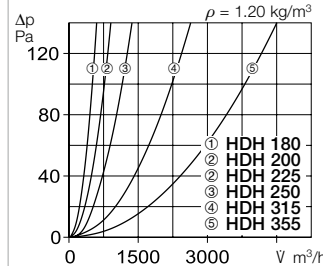
Supply air HDH 180 – 400



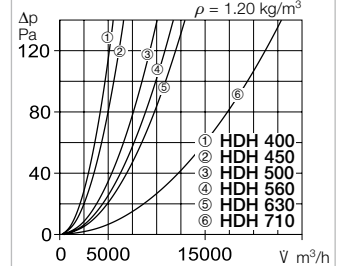
Supply air HDH 450 – 710



Exhaust air HDH 180 – 355




Exhaust air HDH 400 – 710



Type	Ref. no.	Nominal size	□ A	□ B	□ C	∅ E	∅ F	H	K	L	Weight net
		mm	mm	mm	mm	mm	mm	mm	mm	mm	approx. kg
HDH 180	07492	180	320	245	309	213	10	155	6 x M6	30	3.5
HDH 200	07493	200	425	330	405	259	10	198	6 x M6	30	5.0
HDH 225	07495	225	425	330	405	259	10	198	6 x M6	30	5.0
HDH 250	07496	250	580	450	450	286	10	255	6 x M6	30	8.0
HDH 315	07497	315	580	450	606	356	12	386	8 x M8	30	12.5
HDH 355	07498	355	645	535	740	395	12	452	8 x M8	30	17.5
HDH 400	07499	400	645	535	765	438	12	478	6 x M8	30	17.5
HDH 450	07491	450	730	590	860	487	12	473	6 x M8	30	26.0
HDH 500	07513	500	925	750	966	541	12	531	6 x M8	40	30.0
HDH 560	07517	560	925	750	1075	605	14	591	8 x M10	40	44.0
HDH 630	07518	630	925	750	1155	674	14	633	8 x M10	40	47.0
HDH 710	07519	710	1260	1050	1370	751	14	860	8 x M10	65	52.0

HSDV



■ **Hood silencer HSDV for outlet side noise reduction**
Average insulation vale 8 dB. Available for series VD, nominal sizes 315 – 630. The construction is placed on the

roof fan and it can also be retro-fitted without structural alteration. Can only be installed on series VD.

Type	Ref. no.	A	B
HSDV 315	07476	606	310
HSDV 355	07480	740	350
HSDV 400	07481	765	400
HSDV 450	07482	860	450
HSDV 500	07483	966	500
HSDV 560	07484	1075	550
HSDV 630	07489	1155	620

RS



■ **Isolator switch RS RS 3+1+2** Ref. no. 07536
– 3 main contacts
– 1 auxiliary contact
– 2 contacts for TB/TP

For fans with direct start-up. Plastic casing for surface-mounting. Locking options in "0 OFF" position.

■ **Technical data**
Voltage 400 V, 3~, 50/60 Hz
Operating current 20 A
Load capacity AC-23 B, 7.5 kW
Protection category IP 65
Protection class II
Operation Rotary drive
Temp. range –25 to +60 °C
Weight approx. 0.3 kg
Dim. mm W 90.5 x H 90.5 x D 102
Casing UV and weather-resistant
Wiring diagram no. 1131