

Adaption kit for discharge to the back

ELS-ARS Ref. no. 08185
The air discharge spigot can be placed on the back of the unit for the flush-mounted casings ELS-GU and -GUBA without fire protection encasement. The ARS diverter must simply be mounted on the discharge side in the fan for the correct air flow.



Second room kit

ELS-ZS Ref. no. 08186
Extract air unit for flush-mounted installation for connection to all casings for second room connection ELS-GU. Award-winning design facade in alpine white, with closed front and all-round air inflow. Integrated, easily accessible air filter. Includes second room connection spigots for fan casings ELS-GU and -GUBA.

Second room connection spigots

ELS-ZAS Ref. no. 08184
Spigots for casing types ELS-GU and -GUBA. For the connection of second room extraction on site. NW 75/80 mm.




WC connection kit

ELS-WCS Ref. no. 08191
Kit for connecting WC extraction in combination with the room ventilation; for casing types ELS-GU, -GUBA. The fan casing and cistern pipe are connected with commercially available HT pipes. Scope of delivery: Connecting panel, 90° angle, 2 stepped spigots Ø 40 and 30 mm.

Universal mounting bracket

ELS-MHU Ref. no. 08187
Practical for flush-mounted casing installation in installation shafts, primarily for casings with fire protection encasement. For mounting the casing to the ceiling or wall. Adjustable in height, depth and perpendicular; fits with all flush-mounted casing types.

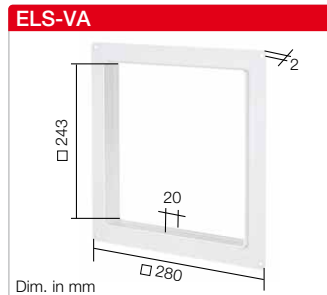


Mounting bracket

ELS-MB Ref. no. 08188
For mounting flush-mounted casings in plasterboard systems in connection with elements from the plasterboard supplier. The mounting bracket is easily mounted to the back of the ELS casing using hexagon-head and square-head screws in the rotation-proof grooves.

Plasterboard adapter

ELS-VA Ref. no. 08189
Allows the front-side insertion and mounting of flush-mounted ELS casings in plasterboard. The adapter is screwed to the casing and its frame with Spax screws or plasterboard screws.



Surface-mounted adapter with side discharge

ELS-APASA Ref. no. 07328
Made of steel sheet in alpine white. Insulated adapter with side discharge for surface-mounted installation. Suitable for casing types ELS-GU and ELS-GUBA.

Sunken frame

ELS-VSR Ref. no. 07322
Made of steel sheet in alpine white. Allows flush-mounted wall and ceiling installation of inner facade. Suitable for ELS-GU and ELS-GUBA.

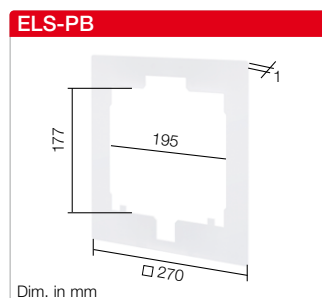


Flush-mounted spacer frame

ELS-UPA Ref. no. 07332
Used when ELS-GU and ELS-GUBA are installed too deep. This closes the gap (max. 50 mm) between the casing and panelling.

Spacer frame

ELS-AGR Ref. no. 08193
Covers up to 15 mm of protruding flush-mounted casing, which has not been installed flush with the plaster or tiles. The spacer frame is simply fixed between the wall/ceiling and ELS inner facade.



Plasterboard cover

ELS-PB Ref. no. 08194
For covering gaps in case of casing cut-outs which have been uncleanly plastered, tiled or if they are too large, which cannot be completely covered by the ELS inner facade. The plaster cover is simply fixed between the wall/ceiling and ELS inner facade.