




■ **Simple to install components for effective solutions.**  
The controlled intake of outside air is essential for creating a good ventilation system and meeting the regulations in most cases. The purification of supply air is a must nowadays. For this purpose, Helios offers simple and effective components for various installation conditions.

■ **Series LF, for wall and ceiling installation**  
Stylish design to cover ventilation openings. Air flow volumes from 200 to 4000 m<sup>3</sup>/h.



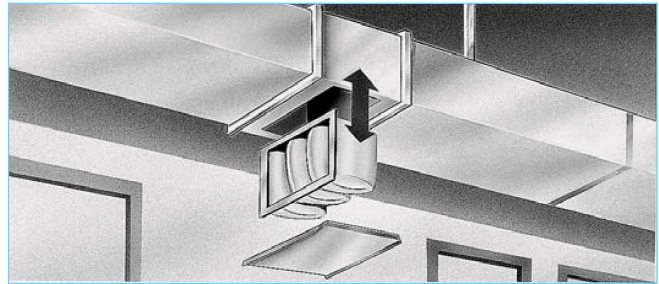
■ **Accessories for air filters**  
Complete kit to monitor the pressure drop and thus the contamination of air filters. The gold coated connector makes it suitable for BMS applications. Pressure range 50 – 500 Pa, ambient temperature from –20 to +85 °C and air flow temperature from –20 to +85 °C.

■ **LFBR, filter box for duct connection**  
For in-line installation of circular ducting with dimensions from 100 to 400 mm Ø and air flow volumes from 100 to 4000 m<sup>3</sup>/h.

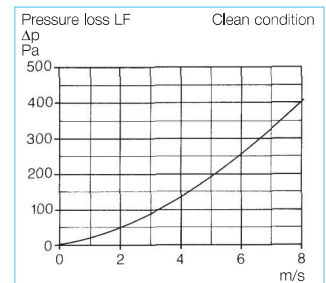


**Differential pressure switch**  
Type DDS Ref. no. 0445

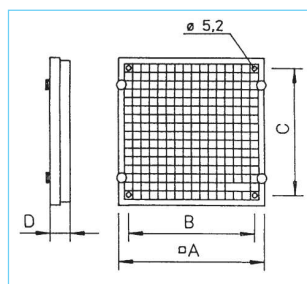
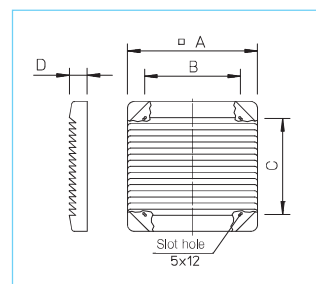
■ **KLF, rectangular air filter**  
for direct installation into ducting. Dimensions fit rectangular fan range. Air flow volumes up to 5000 m<sup>3</sup>/h.



■ **Air filter LF for wall and ceiling installation**  
Specifically designed to cover internal ventilation and duct openings on the wall and ceiling. Egg crate grilles superimposed on frames are made of high quality, light grey polymer. Complete flow through of filter mat. Large cross section area of filter reduces the pressure drop and increases the dust storing capacity.



- **Filter mat** made of washable synthetic fibre, class G 2, thermally bonded, 100 g/m<sup>2</sup>, fire resistant to DIN 53438: F1, 67% particle separation, dust storage capacity: 380 g/m<sup>2</sup>.
- **Installation** via four concealed holes in the frame, can be dowelled in any position.
- **Cleaning** Depending on the system a filter replacement is necessary if the pressure drop exceeds approximately 1,5 – 2 times of the original value. Remove the filter mat after loosening the egg crate grille and clean both parts in soapy water. Afterwards reinsert it and fix with the four plastic nuts.
- **Spare filter mats** Due to decay, the mat may need to be replaced after several times of cleaning. See the chart for ordering information of spare filters. Contents: 5 pieces.



□ **Pressure loss**  
Air filters generate a resistance, as shown on the curve above, which must be considered when designing the system.

Type	Ref. no.	fits nominal fan size	maximum dimensions of opening	Dimensions				Weight approx.	Spare filter mats (Contents = 5 pieces)	
				A	B	C	D		Type	Ref. no.
LF 200	0743	200	∅ 200	287	210	210	39.0	0.80	ELF 200	0737
LF 250	0744	250/280	∅ 300	337	240	240	39.0	1.00	ELF 250	0738
LF 315	0745	315	330 x 300	390	343	317	39.0	0.85	ELF 315	0739
LF 355	0746	355	380 x 350	440	393	367	39.0	0.95	ELF 355	0740
LF 400	0747	400	355 x 400	490	443	417	31.5	1.85	ELF 400	0741
LF 500	0748	450/500	475 x 450	540	493	467	31.5	2.25	ELF 500	0742