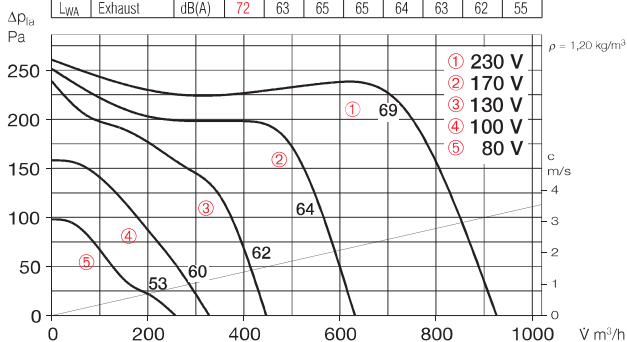


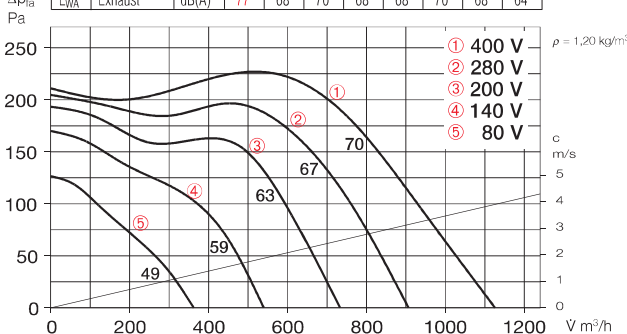
KVV 200/4/40/20

Frequency	Hz	Total	125	250	500	1k	2k	4k	8k
LWA Case breakout	dB(A)	57	46	52	50	52	45	40	32
LWA Intake	dB(A)	69	64	64	61	55	56	54	47
LWA Exhaust	dB(A)	72	63	65	65	64	63	62	55



KVD 200/4/40/20

Frequency	Hz	Total	125	250	500	1k	2k	4k	8k
LWA Case breakout	dB(A)	56	45	52	51	48	45	43	37
LWA Intake	dB(A)	70	65	65	62	58	58	59	54
LWA Exhaust	dB(A)	77	68	70	68	68	70	68	64



Accessory details Page

Shutters, grilles and louvres	420, 487 on
Filters, heaters and attenuators	421 on
Temperature control systems for heaters	427, 432 on
Speed controllers and motor full protection devices	525 on

Accessories

Gravity shutter

Type VK 40/20 Ref. no. 0874

External airflow operated gravity shutter made of polymer, light grey.



External louvres

Type WSG 40/20 Ref. no. 0109

Robust construction made of aluminium extrusion profile, natural colour anodised.



Volume control damper for ducting

Type JVK 40/20 Ref. no. 6910

Casing made with flanges on both sides. The control mechanism is outside the airstream. For electrical drive, see STM, accessory.



Circular spigot

Type FSK 40/20 Ref. no. 0832

For cost effective adaption of rectangular fans into circular ducting systems with Ø 200 mm.



Flexible connectors

Type VS 40/20 Ref. no. 5694

Flexible in-duct connector with flanges on both sides.



Counterflange

Type GF 40/20 Ref. no. 6919


Flange frames made of galvanised steel for connection to ducting.



Rectangular attenuator

Type KSD 40/20 Ref. no. 8728

For in-duct installation on intake or exhaust side.



Air-duct filter

Type KLF 40/20 G4 No. 8720

Type KLF 40/20 F7 No. 8644

Bag filter with a large cross section area. Galvanised steel casing with flanges on both sides.




Electric heater battery

Type EHR-K 6/40/20 No. 8702

Type EHR-K 15/40/20 No. 8703

Heating elements enclosed in a galvanised steel casing with connecting flanges on both sides.



Temperature control system for electric heater battery

Type EHSD 16 Ref. no. 5003




Warm water heater battery

Type WHR 2/40/20 No. 8782

Type WHR 4/40/20 No. 8783

For in-duct installation.



Temperature control system for warm water heater battery

Type WHS HE Ref. no. 8319

